



JXL SOLAR


make solar water heater as art

DIFFERENT FROM THE REST

JXL FLAT PANEL SWH



JXL Flat Panel SWH stands out from the rest of competitors in the market. Most companies content themselves with making things out, while JXL pays all attention to making things better.



WHY CHOOSE JXL



"Similarities do not bring you value, differences do."

JXL understands SWH market in China. All factories produce same products. Customers have no choice. Why not develop something different?

Product development requests time and money. JXL believes it is worthy. Because only when you invest in customers, would they invest you in return.

3 REASONS YOU SHOULD KNOW



STAND OUT IN THE MARKET

Elegant design makes
you unique in your
local market



EXCELLENT QUALITY

High production
standards guarantee
long service life



VALUE FOR MONEY

Strict cost control
makes it cost effective
for customers

SOLAR TANK EXTERIOR



01

SQUARE SHAPE WATER TANK

JXL employs square shape water tank, not round shape. High quality, high standard, good taste.

02

AMAZING SIDE COVER

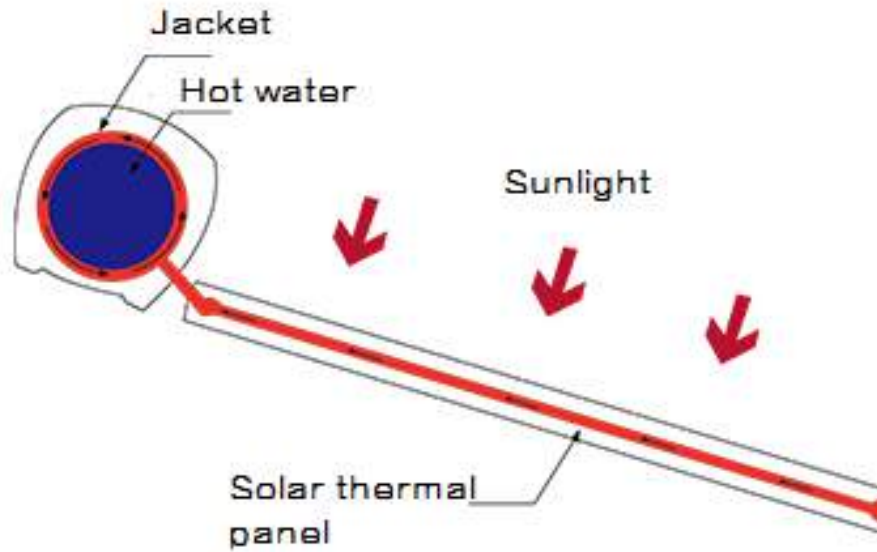
Well-designed side cover improves product quality. Every detail is crafted by heart and soul.

03

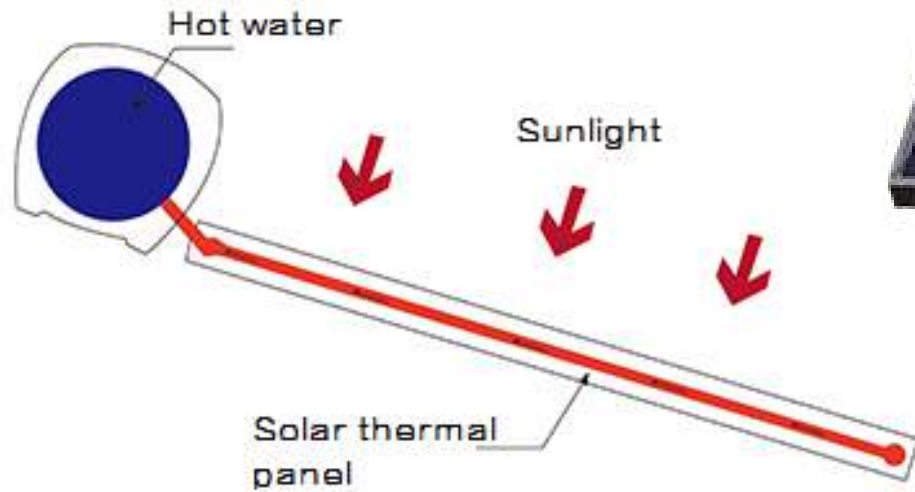
ELEGANT DESIGN, HIGH VALUE

People do not buy cheap, but buy value. The elegance of JXL SWH brings high value to people's house.


WORKING PRINCIPLE



INDIRECT TANK SYSTEM



DIRECT TANK SYSTEM



A rectangular solar flat panel is shown against a dark blue background. In the background, a bright sun is visible, creating a lens flare effect. The panel is tilted slightly to the right.

SOLAR FLAT PANEL

more quality



FULL ALUMINUM BASE-SHEET FORMING

JXL employs full base-sheet forming technology to guarantee seal performance. Unlike our competitors who use galvanized steel 0.4mm, JXL uses 0.8mm aluminum plate as base sheet.



CORNERS PROTECTED BY CORNERITES

4 corners of the flat panel are wrapped by protection cornerites, which are made of plastics. It realizes better seal performance for the flat panel, and prevents damage to the tempered glass during transportation.



3/4" FEMALE THREADED PORT, HIDDEN IN THE PANEL

Each of the 4 ports is G3/4" female threaded, for the convenience of installers. 4 ports are all designed hidden in the flat panel, not protruded outside the flat panel frame. JXL flat panel is not only high efficient, but also extraordinary in exterior and design.


LASER WELDING COPPER TUBES

Diameter of header tube and riser tube: 22 / 10mm

Thickness of header tube and riser tube: 0.8 / 0.6mm

Number of riser tube: 8

Pressure resistance: 1.6Mpa





NO MOISTURE, NO CONDENSATION

JXL makes the heat collecting cavity totally sealed. Outside moisture can not penetrate into the cavity and condensate inside the glass. It effectively prevents condensation problems.





ULTRA THICK GLASS WOOL

JXL employs 40~45mm thick glass wool as insulation, which is thicker than normal 30~35mm. It gives our panel more insulation performance.

SOLAR FRAME



1.8MM THICK FRAME

JXL employs 1.8mm painted galvanized steel to make frame, more quality than normal 1.5mm. The packaging of frame is well designed to improve product quality.

COPPER CONNECTING PIPE, INSTEAD OF STAINLESS STEEL

Corrugated treatment in the elbow smooths liquid flow.

